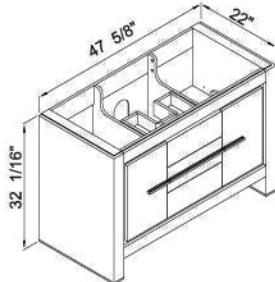
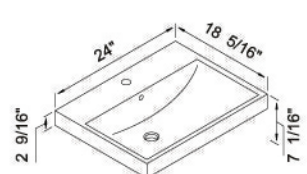
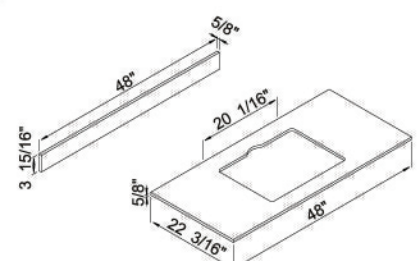


# Vicenza-48

Specs	Component	Description	Unit Price (ea.)
<b>Cabinet:</b>			
	Cabinet	<ul style="list-style-type: none"> <li>• 48" Cabinet features 2 fully adjustable soft closing doors (hinges by Blum®)</li> <li>• 2 drawers with full extension soft closing glides</li> <li>• Cabinet with matching finished interior</li> <li>• Bottom drawer includes adjustable tempered glass dividers</li> <li>• Handle and Leg plates: Polished Chrome finish</li> </ul>	
	B999-48-001-WA	Walnut	
	B999-48-001-GW	Glossy White	
	B999-48-001-AG	Ash Grey	
<b>Ceramic Basin:</b>			
	CB-7124-WH	<ul style="list-style-type: none"> <li>• 24" Ceramic Basin</li> <li>• With overflow</li> <li>• Single faucet hole</li> <li>• White</li> </ul>	
<b>Glass Countertop:</b>			
	GTV2207-48-100-WW	<ul style="list-style-type: none"> <li>• 48" Tempered Glass Countertop</li> <li>• Backsplash included</li> <li>• Winter White</li> </ul>	
<b>Suggested Accessories</b>	<b>Complete Selection</b>	<b>Shown</b>	<b>Unit Price (ea.)</b>
Medicine Cabinet	Pages: 196-201	MP990-24P-030-WA (x1)	
		MP990-12P-030-WA (x2)	
		MP990-24P-030-GW (x1)	
		MP990-12P-030-GW (x2)	
		MP990-24P-030-AG (x1)	
		MP990-12P-030-AG (x2)	
*Above Medicine Cabinets are 25" in Height . Also available in 30" Height. See page: 196-200			
Linen Cabinet	Pages: 204-208	LCVS-181876-0001-WA	
		LCVS-181876-0001-GW	
		LCVS-181876-0001-AG	
Mirror	Pages: 202-203		

37" to 48"