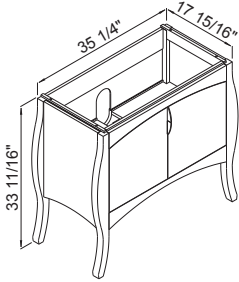
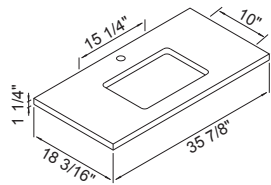
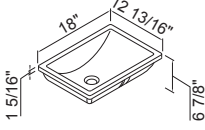
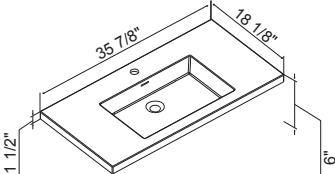
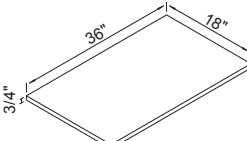


Sorrento-39

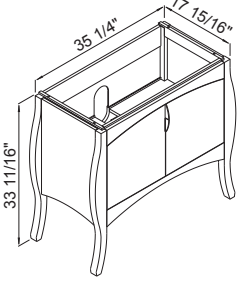
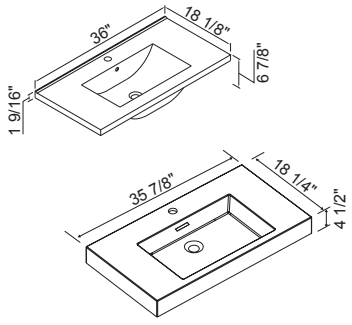
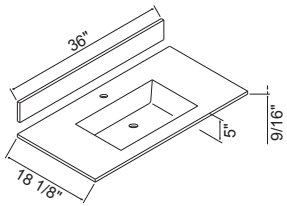
Quartzstone & X-Stone options

Specs	Component	Description	Unit Price (ea.)
Cabinet:			
	Cabinet	<ul style="list-style-type: none"> • 39" Cabinet features 2 fully adjustable soft closing doors (hinges by Blum®) • Interior bottom drawer with full extension soft closing glides • Cabinet with matching finished interior • Handles: Polished Chrome finish 	
	B953-39-001-WA	Walnut	
	B953-39-001-GW	Glossy White	
	Handle option:		
	H810060-BN (x2)	<ul style="list-style-type: none"> • Optional handles in Brushed Nickel finish • 2 units needed 	
Quartzstone Countertop options:			
	Quartzstone Countertop	<ul style="list-style-type: none"> • 36" Quartzstone Countertop • 1-1/4" Height • No backsplash 	
	QSA1812-36-110-WH	• Single faucet hole • White	
	QSA1812-36-110-SG	• Single faucet hole • Soft Grey	
	QSA1812-36-110-WC	• Single faucet hole • White Carrara	
	QSA1812-36-130-WH	• 8" widespread • White	
	QSA1812-36-130-SG	• 8" widespread • Soft Grey	
	QSA1812-36-130-WC	• 8" widespread • White Carrara	
	CB-1813-WH	<ul style="list-style-type: none"> • 18" Ceramic under mount sink with overflow • with 4 mounting clips • White 	
X-Stone Countertop/Basin options:			
	X-Stone Countertop/ Basin	<ul style="list-style-type: none"> • 36" Solid Surface Countertop/basin • 1-1/2" Height • with overflow • Glossy White 	
	XTU1815-36-100-WH	No faucet hole	
	XTU1815-36-110-WH	Single faucet hole	
	XTU1815-36-130-WH	8" widespread	
X-Stone Countertop:			
	XTA-1808-36-000-GW	<ul style="list-style-type: none"> • 36" Solid Surface Countertop • 3/4" Height • No Holes • In Glossy White or Matte White • Requires cut out by on-site installer • See Washbasin Price Book for full selection 	
Suggested Accessories	Complete Selection	Shown	Unit Price WA=Walnut GW=Glossy White
Medicine Cabinet	Pages: 338-341	MP9-36P-030-XX	
Linen Cabinet	Pages: 331-336		
Mirrors	Pages: 343-353		

37" to 48"

Sorrento-39

Ceramic & Glass options

Specs	Component	Description	Unit Price (ea.)	
Cabinet:				
	Cabinet	<ul style="list-style-type: none"> • 39" Cabinet features 2 fully adjustable soft closing doors (hinges by Blum®) • Interior bottom drawer with full extension soft closing glides • Cabinet with matching finished interior • Handles: Polished Chrome finish 		
	B953-39-001-WA	Walnut		
	B953-39-001-GW	Glossy White		
	Handle option:			
	H810060-BN (x2)	<ul style="list-style-type: none"> • Optional handles in Brushed Nickel finish • 2 units needed 		
Ceramic Basin Options:				
	Ceramic Basin	36" Ceramic Basin with overflow		
	CB-8136-110-WH	<ul style="list-style-type: none"> • Single faucet hole • White 		
	CB-8136-130-WH	<ul style="list-style-type: none"> • 8" widespread • White 		
	CB-6136-110-WH	<ul style="list-style-type: none"> • Single faucet hole • White 		
	CB-6136-130-WH	<ul style="list-style-type: none"> • 8" widespread • White 		
Glass Countertop/Basin options:				
	Glass Countertop/ Basin	<ul style="list-style-type: none"> • 36" Tempered Glass Countertop • No overflow • Backsplash included • Single faucet hole 		
	GTS1808-36-110-SM	Smoke Grey		
	GTS1808-36-110-EG	Ever Green		
	GTS1808-36-110-WW	Winter White		
Suggested Accessories	Complete Selection	Shown	Unit Price WA=Walnut GW=Glossy White	
Medicine Cabinet	Pages: 338-341	MP9-36P-030-XX		
Linen Cabinet	Pages: 331-336			
Mirrors	Pages: 343-353			

37" to 48"