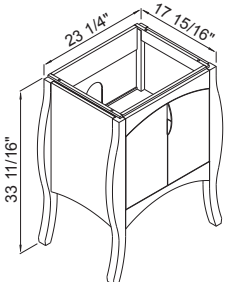
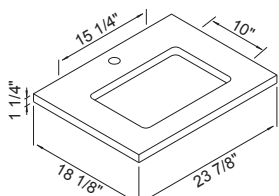
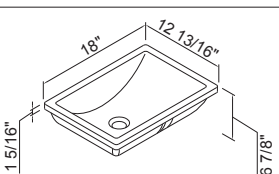
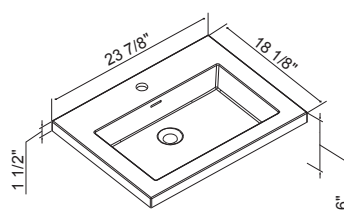
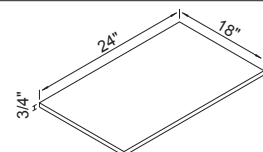


Sorrento-27

Quartzstone & X-Stone options

Specs	Component	Description	Unit Price (ea.)
Cabinet:			
	Cabinet	<ul style="list-style-type: none"> • 27" Cabinet features 2 fully adjustable soft closing doors (hinges by Blum®) • Interior bottom drawer with full extension soft closing glides • Cabinet with matching finished interior • Handles: Polished Chrome finish 	
	B953-27-001-WA	Walnut	
	B953-27-001-GW	Glossy White	
	Handle option:		
	H810060-BN (x2)	<ul style="list-style-type: none"> • Optional handles in Brushed Nickel finish • 2 units needed 	
Quartzstone Countertop options:			
	Quartzstone Countertop	<ul style="list-style-type: none"> • 24" Quartzstone Countertop • 1-1/4" Height • No backsplash 	
	QSA1812-24-110-WH	• Single faucet hole • White	
	QSA1812-24-110-SG	• Single faucet hole • Soft Grey	
	QSA1812-24-110-WC	• Single faucet hole • White Carrara	
	QSA1812-24-130-WH	• 8" widespread • White	
	QSA1812-24-130-SG	• 8" widespread • Soft Grey	
	QSA1812-24-130-WC	• 8" widespread • White Carrara	
	CB-1813-WH	<ul style="list-style-type: none"> • 18" Ceramic under mount sink with overflow • Includes 4 mounting clips • White 	
X-Stone Countertop/Basin options:			
	X-Stone Countertop/Basin	<ul style="list-style-type: none"> • 24" Solid Surface Countertop/basin • 1 1/2" Height • With overflow • Glossy White 	
	XTU1815-24-100-WH	No faucet hole	
	XTU1815-24-110-WH	Single faucet hole	
	XTU1815-24-130-WH	8" widespread	
X-Stone Countertop:			
	XTA-1808-24-000-GW	<ul style="list-style-type: none"> • 24" Solid Surface Countertop • No Holes • 3/4" Height • In Glossy White or Matte White • Requires cut out by on-site installer • See Washbasin Price Book for full Selection 	
Suggested Accessories	Complete Selection	Shown	Unit Price WA=Walnut GW=Glossy White
Medicine Cabinet	Pages: 338-341	MP9-24P-030-XX	
Linen Cabinet	Pages: 331-336		
Mirrors	Pages: 343-353	RL-PD2436-003-XX	

25" to 30"

Sorrento-27

Ceramic & Glass options

Specs	Component	Description	Unit Price (ea.)
Cabinet:			
	Cabinet	<ul style="list-style-type: none"> • 27" Cabinet features 2 fully adjustable soft closing doors (hinges by Blum®) • Interior bottom drawer with full extension soft closing glides • Cabinet with matching finished interior • Handles: Polished Chrome finish 	
	B953-27-001-WA	Walnut	
	B953-27-001-GW	Glossy White	
	Handle option:		
	H810060-BN (x2)	<ul style="list-style-type: none"> • Optional handles in Brushed Nickel finish • 2 units needed 	
Ceramic Basin options:			
	Ceramic Basin	24" Ceramic Basin with overflow	
	CB-8124-110-WH	<ul style="list-style-type: none"> • Single faucet hole • White 	
	CB-8124-130-WH	<ul style="list-style-type: none"> • 8" widespread • White 	
	CB-7124-110-WH / BI	<ul style="list-style-type: none"> • Single faucet hole • White • Biscuit 	
	CB-7124-130-WH / BI	<ul style="list-style-type: none"> • 8" widespread • White • Biscuit 	
	CB-6124-110-WH	<ul style="list-style-type: none"> • Single faucet hole • White 	
	CB-6124-130-WH	<ul style="list-style-type: none"> • 8" widespread • White 	
Glass Countertop/Basin options:			
	Glass Countertop/ Basin	<ul style="list-style-type: none"> • 24" Tempered Glass Countertop • No overflow • Backsplash included • Single faucet hole 	
	GTS1808-24-110-SM	Smoke Grey	
	GTS1808-24-110-EG	Ever Green	
	GTS1808-24-110-WW	Winter White	
Suggested Accessories	Complete Selection	Shown	Unit Price WA=Walnut GW=Glossy White
Medicine Cabinet	Pages: 338-341		
Linen Cabinet	Pages: 331-336		
Mirrors	Pages: 343-353	RL-PD2436-003-XX	

25" to 30"